










Darwin Harbour marine water quality

| Indicator and units | Water quality objective outer area | Compliance outer area | Water quality objective mid area | Compliance mid area |
|---|------------------------------------|---|----------------------------------|---|
|  pH | 7.0–8.5 | 7.9-8.2 ✓ | 7.0–8.5 | 7.1-8.2 ✓ |
|  Chlorophyll a (µg/L) | <1 | 0.7 ✓ | <2 | 0.5 ✓ |
|  NOx (µg N/L) | <10 | 7.5 ✓ | <20 | 5 ✓ |
|  Ammonia (µg N/L) | <20 | 2.5 ✓ | <20 | 12 ✓ |
|  Total nitrogen (µg N/L) | <440 | 280 ✓ | <270 | 160 ✓ |
|  Total phosphorus (µg P/L) | <20 | 30 ✗ | <20 | 10 ✓ |
|  Filterable reactive phosphorus (µg P/L) | <10 | 8 ✓ | <5 | 2 ✓ |
| Number of samples | | 141 | | 30 |
| 2012 grade | |  | |  |
| 2011 grade | | A | | A |
| 2010 grade | | A | | B |
| 2009 grade | | A | | A |



Mangroves, Blesers Creek